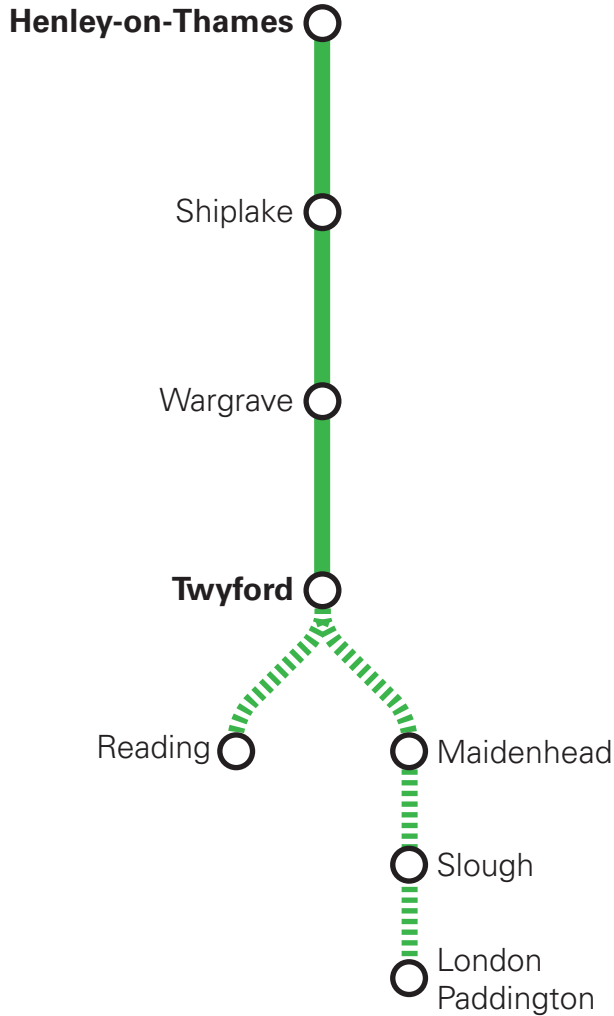




Great
Western
Railway



T13

Train Times

2 June to
14 December 2024



Check before you travel.



[GWR.com/check](https://www.gwr.com/check)



Search for **GWR** in your app store

This timetable shows trains between Twyford and Henley-on-Thames (The Regatta line). All services in this timetable are operated by Great Western Railway.

Changes to published times

Improvement works may affect services, especially at weekends. Services may also be different on public holidays. Always check your journey before you leave at [GWR.com/check](https://www.gwr.com/check)

Replacement buses

Animals[†], non-folding bikes, and large items of luggage can't be taken on our buses.

[†]Assistance dogs can be taken.



Penalty Fares

If you don't have a valid ticket you may have to pay a Penalty Fare.

Find out more at [GWR.com/revenueprotection](https://www.gwr.com/revenueprotection)

Transport Focus

The UK's independent watchdog for passengers and road users. Call **0300 123 2350*** or find out more at transportfocus.org.uk

Seat reservations on GWR services

Reservations are recommended on many of our trains. When you buy a ticket, we will allocate you a seat if one is available. We leave some space for those with walk-up tickets, or who may have been disrupted.

Our seat guarantee

If you have a reservation on a GWR service and have to stand, you are entitled to compensation. Find out more at [GWR.com](https://www.gwr.com)

National Rail

Find out more about train times and fares. Call **03457 48 49 50*** (24 hours, calls may be recorded) or go to [nationalrail.co.uk](https://www.nationalrail.co.uk)
You can also find the National Rail Conditions of Travel here.

Bags and Luggage

You can bring up to 3 pieces of luggage, with a maximum size of 30 x 70 x 90cm. Small and medium sized bags can be stored under your seats or in the overhead racks. Large items can be stored in the dedicated luggage areas. Surfboards can't be taken on our IET services. Look for GWR trains shown with a ■ symbol in our timetables.

Bikes

Reservations on our IET services are strongly recommended. Full details about bringing your bike onboard our services can be found at [GWR.com/Bikes](https://www.gwr.com/Bikes)

When travelling to or from London Paddington, all non-folding bikes without a reservation will not be permitted on services arriving between 0730 and 0930 or departing between 1600 and 1900 on Mondays to Fridays, excluding Public Holidays.

On all other GWR services, bikes are welcome on a first-come, first-served basis.

Short platforms

Some stations have short platforms. In some cases, you can only join or leave the train from certain carriages. Please listen for announcements.

Free Wi-Fi and plug sockets are available on most trains.

Delay Repay

You are entitled to compensation if your journey has been delayed for 15 minutes or more. Find out more at [GWR.com/DelayRepay](https://www.gwr.com/DelayRepay)

Great Western Railway Customer Panel

Our panel is set up for you to tell us your thoughts and give us feedback on how we are doing. Find out more at [GWR.com/Panel](https://www.gwr.com/Panel)

* Standard network charges apply. Calls from mobiles may be higher

All information correct at time of publication. Errors and omissions excepted.
Download the most up-to-date version at [GWR.com/timetables](https://www.gwr.com/timetables)

Large print timetables

are available for our partially sighted customers. Call **03457 000 125*** or email **GWR.Feedback@GWR.com**

* Standard network charges apply. Calls from mobiles may be higher.

Passenger Assist

You can arrange help, check station accessibility, buy a ticket and reserve a seat by calling us on Freephone **0800 197 1329** or by text relay **18001 0800 197 1329**

(open 24 hours a day except 25 and 26 December Christmas Day and Boxing Day).

You may book assistance by completing the online booking form available on our website.

Station accessibility

All of our stations are classified for their level of accessibility:

Category A: This station has step-free access to all platforms

Category B: This station has a degree of step-free access to the platform, which may be in both directions or in one direction only. Check details on our website

Category C: This station does not have step-free access to any platform

Full details can be found at [GWR.com/PassengerAssist](https://www.gwr.com/PassengerAssist)

Operator

GW Great Western Railway

NR Network Rail

For details of accessibility at any station, check nationalrail.co.uk







Station	CRS	Operator	Access Category	Ticket office hours			Ticket machine	Toilets	Car Park	Bike Rack
				Weekdays	Saturdays	Sundays				
Henley-on-Thames	HOT	GW	A	0600-1300	0700-1300	Closed	●		●	●
London Paddington	PAD	NR	A	24 hours	24 hours	24 hours	●	●♿	●	●
Maidenhead	MAI	GW	B	0600-2000	0700-2000	0800-1900	●	●♿	●	●
Reading	RDG	NR	A	0615-2200	0615-2200	0715-2200	●	●♿	●	●
Shiplake	SHI	GW	A	Unstaffed	Unstaffed	Unstaffed	●		●	●
Slough	SLO	GW	A	0600-2130	0630-2130	0700-2130	●	●♿	●	●
Twyford	TWY	GW	A	0600-1900	0645-1530	0815-1500	●	●♿	●	●
Wargrave	WGV	GW	A	Unstaffed	Unstaffed	Unstaffed	●		●	●







NOTES AND SYMBOLS

Bold	Through service
Light	Connecting service
Green	Runs on certain days only, or has differences at some stations. Please check notes for details
⌚	Minimum time, in minutes, you need to allow between connecting services (this is only shown at stations where this differs from the standard 5 minute allowance)
🚶	Interchange with London Underground
🚌	PlusBus available. For more details, visit plusbus.info
a	Arrival time
d	Departure time
p	Previous night
c	Change at Twyford
MX	Not Mondays
SUM	Sunday mornings
TSM	Tuesday to Saturday mornings







TWYFORD TO HENLEY-ON-THAMES (THE REGATTA LINE)







MONDAYS TO FRIDAYS

Notes	MX	0334	0518	0600	0638	0708	0738	0807	0908	0934	1008	1038	1113	1135	1208	1238	1308	1338	1405	1438	1507	1538	1606	1650
London Paddington  d	2314p																							
London Paddington El  d																								
Slough  d	2331p	0401	0547	0632	0701	0731	0802	0833	0926	0951	1026	1055	1129	1151	1224	1255	1328	1354	1422	1455	1524	1554	1622	1647
Maidenhead  d	2338p	0408	0557	0641	0711	0741	0812	0842	0932	1000	1034	1101	1135	1200	1231	1303	1335	1402	1431	1504	1532	1602	1632	1708
Reading  d	2348p	0510	0614	0644	0714	0724	0817	0850	0928	0959	1029	1059	1129	1159	1229	1259	1329	1359	1429	1459	1529	1559	1631	1711
Twyford  d	0002	0541	0622	0652	0722	0752	0825	0859	0945	1015	1045	1115	1145	1215	1245	1315	1345	1415	1445	1515	1545	1615	1645	1720
Wargrave d	0006	0545	0626	0656	0726	0756	0829	0903	0949	1019	1049	1119	1149	1219	1249	1319	1349	1419	1449	1519	1549	1619	1649	1724
Shiplake d	0009	0548	0629	0659	0729	0759	0832	0906	0952	1022	1052	1122	1152	1222	1252	1322	1352	1422	1452	1522	1552	1622	1652	1727
Henley-on-Thames a	0014	0553	0634	0704	0734	0804	0837	0911	0957	1027	1057	1127	1157	1227	1257	1327	1357	1427	1457	1527	1557	1627	1657	1732







Notes	TSM	1720	1752	1820	1850	1920	1935	2038	2108	2136	2208	2236	2314
London Paddington  d													
London Paddington El  d													
Slough  d		1718	1749	1819	1849	1918	1952	2054	2124	2154	2224	2254	2331
Maidenhead  d		1739	1810	1840	1909	1939	1959	2100	2131	2200	2231	2300	2338
Reading  d		1741	1808	1833	1912	1942	2012	2104	2138	2159	2228	2258	2348
Twyford  d	1751	1821	1851	1921	1951	2021	2115	2146	2216	2246	2316	0002	
Wargrave d	1755	1825	1855	1925	1955	2025	2119	2150	2220	2250	2320	0006	
Shiplake d	1758	1828	1858	1928	1958	2028	2122	2153	2223	2253	2323	0009	
Henley-on-Thames a	1803	1833	1903	1933	2003	2033	2127	2158	2228	2258	2328	0014	







SATURDAYS

London Paddington  d	2314p	0608	0708	0808	0838	0908	0938	1008	1038	1108	1138	1208	1238	1308	1338	1408	1438	1508	1538	1608	1638	1708	1738	1808
London Paddington El  d																								
Slough  d	2331p	0624	0724	0824	0854	0924	0955	1024	1054	1124	1154	1224	1254	1324	1354	1424	1454	1524	1554	1624	1654	1724	1754	1824
Maidenhead  d	2338p	0630	0730	0830	0900	0930	1002	1031	1100	1130	1200	1230	1300	1330	1400	1430	1500	1530	1600	1630	1700	1731	1800	1830
Reading  d	2348p	0629	0743	0829	0859	0929	0959	1029	1059	1129	1159	1229	1259	1329	1359	1429	1459	1529	1559	1629	1659	1729	1759	1829
Twyford  d	0002	0653	0753	0845	0915	0945	1015	1045	1115	1145	1215	1245	1315	1345	1415	1445	1515	1545	1615	1645	1715	1745	1815	1845
Wargrave d	0006	0657	0757	0849	0919	0949	1019	1049	1119	1149	1219	1249	1319	1349	1419	1449	1519	1549	1619	1649	1719	1749	1819	1849
Shiplake d	0009	0700	0800	0852	0922	0952	1022	1052	1122	1152	1222	1252	1322	1352	1422	1452	1522	1552	1622	1652	1722	1752	1822	1852
Henley-on-Thames a	0014	0705	0805	0857	0927	0957	1027	1057	1127	1157	1227	1257	1327	1357	1427	1457	1527	1557	1627	1657	1727	1757	1827	1857

London Paddington  d	1838	1908	2008	2108	2208	2308	
London Paddington El  d							
Slough  d	1854	1924	2024	2124	2224	2255	2325
Maidenhead  d	1900	1930	2030	2130	2230	2302	2331
Reading  d	1859	1929	2029	2129	2234	2257	2338
Twyford  d	1915	1945	2045	2142	2242	2313	2347
Wargrave d	1919	1949	2049	2146	2246	2317	2351
Shiplake d	1922	1952	2052	2149	2249	2320	2354
Henley-on-Thames a	1927	1957	2057	2154	2254	2325	2359

SUNDAYS

London Paddington  d	0716	0746	0836	0848	0938	0948	1038		1138		1238		1338		1438		1538		1638		1738				
London Paddington El  d									1047		1147		1247		1347		1447		1547		1647		1747	1847	1947
Slough  d	0745	0815	0854	0917	0954	1017	1054		1117	1154	1217	1254	1317	1354	1417	1454	1517	1554	1617	1654	1717	1754	1817	1917	2017
Maidenhead  d	0754	0824	0900	0926	1000	1026	1100		1126	1200	1226	1300	1326	1400	1426	1500	1526	1600	1626	1700	1726	1800	1826	1926	2026
Reading  d	0753	0823	0853	0923	0959	1037	1059		1137	1159	1237	1259	1337	1359	1437	1459	1537	1559	1637	1659	1737	1759	1837	1937	2037
Twyford  d	0810	0845	0915	0945	1015	1045	1115		1145	1215	1245	1315	1345	1415	1445	1515	1545	1615	1645	1715	1745	1815	1845	1945	2045
Wargrave d	0814	0849	0919	0949	1019	1049	1119		1149	1219	1249	1319	1349	1419	1449	1519	1549	1619	1649	1719	1749	1819	1849	1949	2049
Shiplake d	0817	0852	0922	0952	1022	1052	1122		1152	1222	1252	1322	1352	1422	1452	1522	1552	1622	1652	1722	1752	1822	1852	1952	2052
Henley-on-Thames a	0822	0857	0927	0957	1027	1057	1127		1157	1227	1257	1327	1357	1427	1457	1527	1557	1627	1657	1727	1757	1827	1857	1957	2057

London Paddington  d	
London Paddington El  d	2047
Slough  d	2117
Maidenhead  d	2126
Reading  d	2137
Twyford  d	2145
Wargrave d	2149
Shiplake d	2152
Henley-on-Thames a	2157

 Contactless payment is valid at all stations on the direct line of route between London Paddington and Reading, and on the branch lines to Henley-on-Thames, Marlow and Windsor & Eton Central.
 Contactless customers wishing to travel beyond the Contactless area will need to 'tap in' or 'tap out' at the last station in the area and be in possession of a normal ticket for the rest of their journeys. Railcards or other discounts can't be used with Contactless payment. For more, visit GWR.com/contactlesspay

Changes to our timetables
 The times shown in this timetable are a guide to our services. Train times may change late at night or at weekends to allow maintenance work to be done. You should always confirm your train times online, less than 24 hours prior to travelling at

